

COLONIAL CASTINGS

# SAFETY SCREEN DOORS & GRILLS



colonial castings  
outdoor furniture solutions



2014  
**INTRODUCING  
THE NEW  
ART DECO  
RANGE**

# art deco range

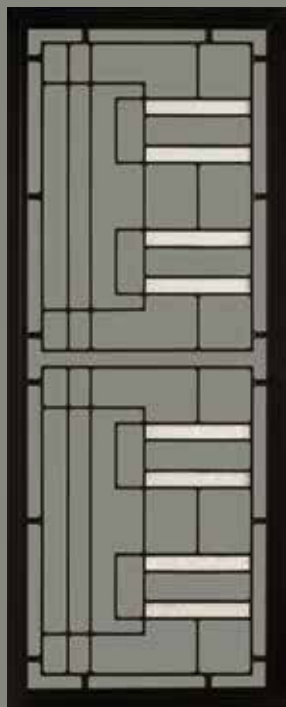
- *Bright Red*
- *Mountain Blue*
- *Satin Black*
- *French Blue*



SP71 Art Deco


Coloured Aluminium Inserts

## COLONIAL CASTINGS HINGED DOORS WITH GLASS INSERTS




SP65AB Rice Paper Glass

2 per door



SP65AB Black Glass

2 per door



SP69 Black Glass

Side Light French Door: 2 per door



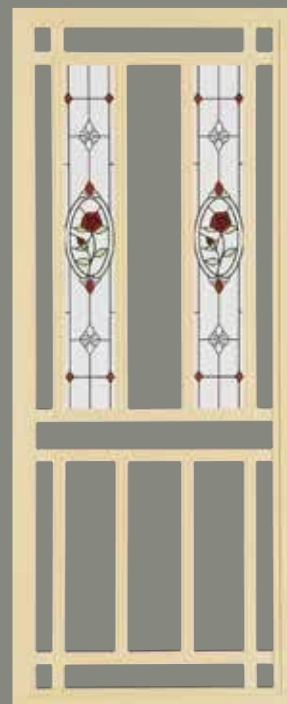
Glass insert colour options:  
Teal Blue and Olive Green



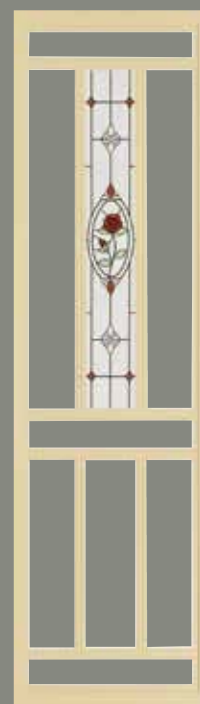
SP61AB Black Orchid



SP62AB Red Orchid



SP61AB Rose Jewel



SP68 AB Rose Jewel

Side light

These glass panel doors feature elegant decorative designs imposed on glass panels.  
To clean simply wipe over with a damp cloth, avoid all acid based cleaners.

# COLONIAL CASTINGS

## HINGED DOORS

### NEW CONCEPTS IN SCREEN DOORS

Range of colours available for decorative castings.

**A stylish security door?**

**Yes!** all the peace of mind that you need with a security door whilst looking modern and stylish.

New range door grill combination 2mm punched aluminium with decorative castings.  
Samples of combination sizes:  
2000 x 750 and 2000 x 900mm  
Larger doors can be supplied,  
price on application.

#### **Aluminium Mesh -**


Passed Impact Test AS5041-2003  
Passed Lock and Hinge Test AS5041-2003  
Passed Australian Shear Test AS5041  
Powder coated black




Fixing Detail




Close up of Alu Mesh



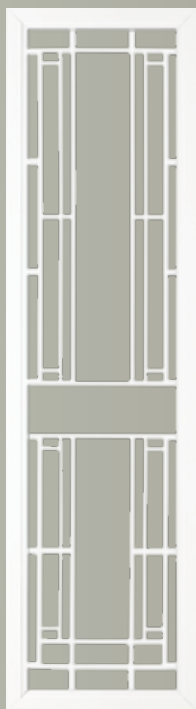
SP72 - 1 PER DOOR



SP73 - 1 PER DOOR



SP34AB



SP35AB



SP14AB



SP18AB



COLONIAL CASTINGS

# HINGED DOORS




27M



27M2



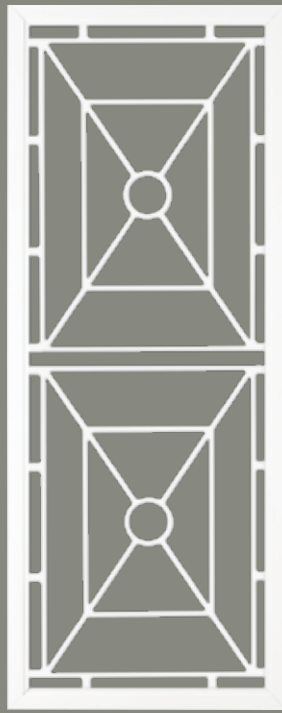
28M



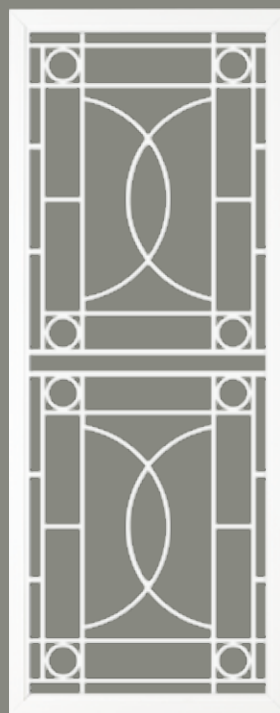
SP27AB



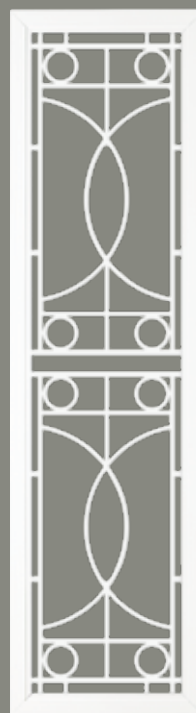
SP28AB



SP30  
2 per door



SP17  
2 per door



SP36  
2 per door



SP37AB




SP52  
2 per door




SP53  
2 per door




SP50AB



SP13BB  
2 per door




SP16BB  
2 per door




SP13AB



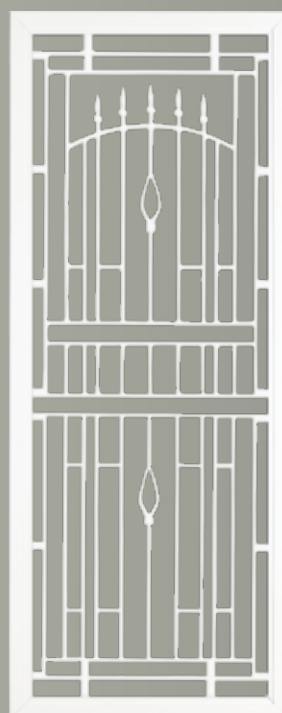
SP16AB




SP44AB



SP45AB



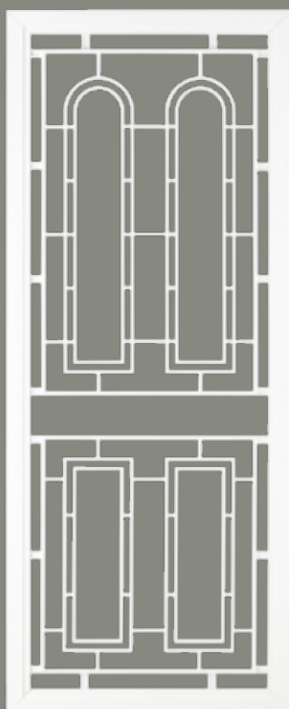
SP29AB




SP31AB

COLONIAL CASTINGS


# HINGED DOORS



SP51AB



SP56  
2 per door




SP55  
2 per door



SP57AB




SP6  
2 per door



SP10  
2 per door



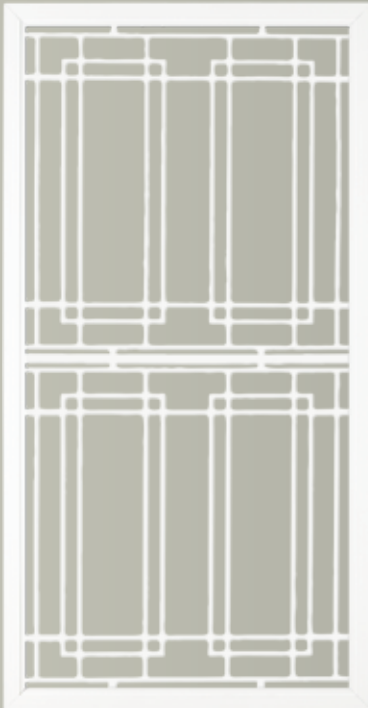
SP21  
2 per door



SP22  
2 per door




# SLIDING DOORS




**SP48S\***  
2 per door



**SP14S\*/SP15B\***



**SP15BB\***  
2 per door



**SP15AB\***



## Colonial Castings *Punched Aluminium Mesh*

Passed Impact Test AS5041-2003  
Passed Lock and Hinge Test AS5041-2003  
Passed Australian Shear Test AS5041  
Powder coated black

**Standard sizes:** 2.0mm thick  
750 x 2000mm  
900 x 2000mm  
1200 x 2000mm

**Alumesh SP67**  
2mm Punched Aluminium



Close up of Alu Mesh

**SP67**

Colonial Alu Mesh

Sliding Door Grills suit opening of 700mm - 1200mm

## COLONIAL CASTINGS

Established in 1947 Colonial Castings is an Australian owned company that has been making quality safety screen panels to suit safety doors for over 20 years. Rust will never be a problem, all door inserts are gravity die cast in 100% recyclable aluminium, which is also known for its durability and strength. The frames are constructed from extruded aluminium. To capture that added touch of personal style and individuality, we offer you a wide choice of colours in a hardy powdercoated finish. Naturally the powdercoating is covered by a 24 month guarantee. To extend the life of the surface we recommend doors should be washed down regularly especially in salt water environments. Colour options are indicative only.

Photos for illustration purposes only.

### FINISH COLOUR OPTIONS

Primrose  
White  
Black (Night Sky)  
APO Grey  
Bronze  
Brown  
Mist Green (Pale Eucalypt)  
Heritage Green  
Hawthorn Green  
Mountain Blue (Deep Ocean)  
Claret  
Magnolia  
Stone Beige  
Pottery  
Birch White  
Paper Bark (Marino)  
Notre Dame  
Slate Grey (Woodland Grey)

### COLOURS ON REQUEST

Charcoal  
Anotec Dark Grey  
Silver  
Dune  
Surf Mist

**Issue No. 102**

#### COLONIAL CASTINGS PTY LTD

95-97 Market Street Smithfield 2164  
T: 02 9604 8222 F: 02 9604 3064  
[www.colonialcastings.com.au](http://www.colonialcastings.com.au)



## GALVANISED MESH SP70

### Woven Galanised Mesh:

- Small holes
- Powder coated black galvanised mesh
- Spacer available for ease of fixing using pop rivets
- Suits hinge and sliding doors windows and screens



Close up of Gal Mesh

#### Tests Passed:

Passed Impact Test AS5041-2003  
Passed Lock and Hinge Test AS5041-2003  
Passed Australian Shear Test AS5041

#### Powder Coated Black

#### Standard sizes:

750 x 2000mm  
750 x 2400mm  
900 x 2000mm  
900 x 2400mm  
1200 x 2000mm  
1200 x 2400mm